

ITEM #7



Commuter Connections FY 2014 Work Program

TPB Technical Committee
February 1, 2013

Definition from Strategic Plan

- Network of public and private transportation organizations, including COG, state funding agencies, and local organizations, that work together to assist and encourage people in the Washington region to use alternatives to the single-occupant automobile.



Benefits of Commuter Connections

○ Jurisdictions

- Helps reduce and manage commuter congestion, goods movement, tourist travel
- Helps reduce emissions
- Supports local efforts to attract and retain employers

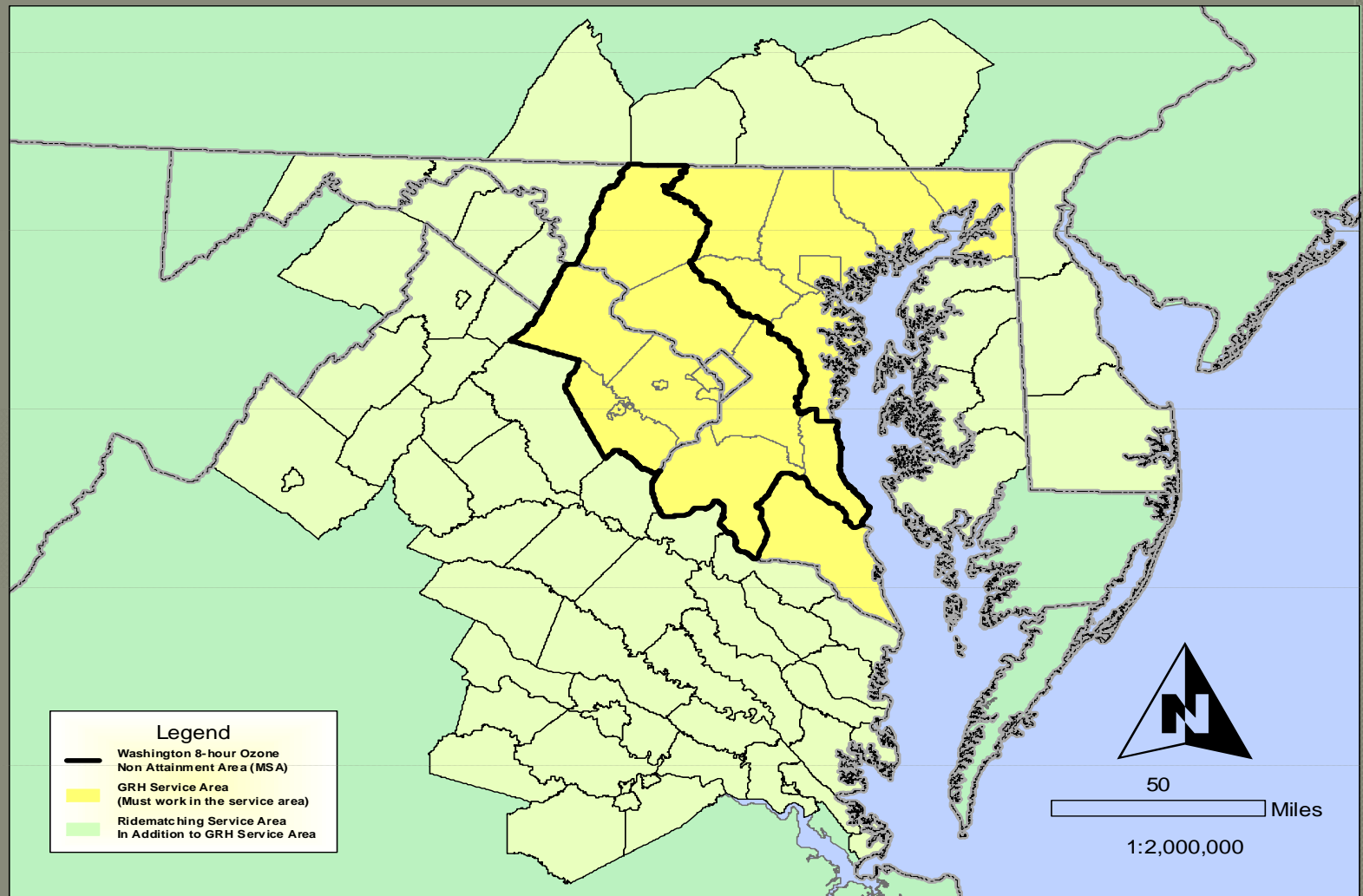
○ Employers

- Recruitment/Retention

○ Workers

- More commute options
- Reduced stress/costs/time
- Improved quality of life

Geographic Areas Serviced by Commuter Connections



MSA Rankings for Carpooling and Transit Use

| Metropolitan Statistical Area | Total Workers | % Carpool | % Transit |
|-------------------------------|------------------|--------------|--------------|
| NYC/Long Island/N NJ/PA | 8,719,316 | 7.4% | 30.3% |
| LA/Long Bch/Santa Ana | 5,816,255 | 11.4% | 6.1% |
| Chicago/Naperville/Joliet | 4,422,844 | 9.1% | 11.5% |
| Dallas/Ft. Worth/Arlington | 2,945,976 | 11.4% | 1.6% |
| Washington DC Metro | 2,795,375 | 11.1% | 13.9% |
| Philadelphia Metro Area | 2,751,491 | 8.9% | 9.2% |
| Houston Metro Area | 2,581,559 | 12.6% | 2.7% |
| Atlanta Metro Area | 2,494,475 | 10.9% | 3.6% |
| Miami Metro Area | 2,479,021 | 10.1% | 3.8% |
| Boston Metro Area | 2,277,958 | 8.1% | 11.9% |
| San Francisco-Oakland | 2,056,454 | 10.4% | 14.5% |

Commuter Connections Daily Program Impacts



| Measure | Reductions |
|----------------------------------|-------------------|
| Vehicle Trips | 126,000 |
| Vehicle Miles of Travel | 2,400,000 |
| Nitrogen Oxides (NOx) | 1.0 Tons |
| Volatile Organic Compounds (VOC) | 0.5 Tons |

Commuter Connections' Role in the Regional Planning Process

- The TPB is required by Federal regulations to approve a congestion management process which includes TDM as part of the metropolitan transportation plan.
 - Commuter Connections constitutes the major demand management component of the region's congestion management process.

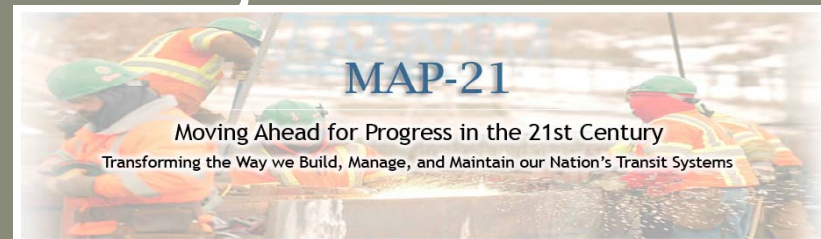


Commuter Connections' Role in the Regional Planning Process


- Commuter Connections also provides transportation emission reduction measure (TERM) benefits for inclusion in the air quality conformity determination approved by the TPB. This is part of the annual update of the region's Constrained Long Range Plan (CLRP) and Transportation Improvement Program (TIP).

Commuter Connections' Role in the Regional Planning Process

- Commuter Connections programs may be needed to meet Climate Change and Green House Gas emission targets that may be set for the transportation sector in the region.
- Commuter Connections' results may also help contribute to new performance measures and goals that will be set by the region under MAP-21 requirements.



Cost Effectiveness of Commuter Connections



- Cost per Vehicle Trip Reduced \$0.14
- Cost per Vehicle Mile of Travel Reduced \$0.01
- Cost per ton of Nox Reduced \$20,000
- Cost per ton of VOC Reduced \$33,000



Proposed FY 2014 CCWP Budget

| Program | Cost FY13 | Cost FY14 |
|---------------------|--------------------|--------------------|
| Commuter Operations | \$480,686 | \$498,653 |
| GRH | \$651,112 | \$676,360 |
| Mass Marketing | \$2,582,130 | \$2,669,994 |
| Program Evaluation | \$850,000 | \$445,000 |
| Employer Outreach | \$590,855 | \$609,848 |
| GRH Baltimore | \$170,000 | \$150,000 |
| TOTAL | \$5,324,783 | \$5,049,855 |



Proposed FY 2014 CCWP Budget


- Overall 5% decrease from FY 2013
- Budget Breakdown: \$5,049,855
 - **COG/TPB Staff & Overhead:**
\$1,495,129 or 30% of the overall budget
 - **Private Sector Services:** \$2,544,043
or 50% of the overall budget
 - **Local Jurisdiction Pass-Thru:**
\$433,304 or 9% of the overall budget
 - **Direct Costs:** \$577,379 or 11% of the overall budget



What's New In FY 2014 CCWP

- Regional TDM Marketing
 - Commuter Connections' 40th Anniversary
- Monitoring and Evaluation
 - 2013 State of the Commute final Technical Report and General Public Report preparation
 - 2013 GRH Applicant Surveys final reports for both DC and Baltimore region's
 - 2013 Bike to Work Day Participant Survey and Report

What's New In FY 2014 CCWP- continued



- Employer Outreach database analysis
- Employer Telework Data Collection (MD)
- 2014 draft TERM Analysis Report
- Employer Customer Satisfaction Survey and Report

Next Steps



- State funding agencies have provided comments and approved draft 2014 CCWP.
- Commuter Connections Subcommittee reviewed draft CCWP on November 20th and a comment period was established and the document was endorsed on January 15th
- Tech Committee will receive a briefing of the Work Program today and will be briefed again on March 1st.
- TPB will receive draft of the FY 2014 CCWP at its February meeting and will release the CCWP for public comment. Will be asked to approve at its March meeting.

Next Steps - continued

- TIP adjustments, if any, will be made and funding commitments secured by June.
- Program begins July 1.





Questions?

Nicholas Ramfos

nramfos@mwkog.org

Or

202-962-3313