

Regional Public Transportation Subcommittee Work Program

Eric Randall

TPB Staff

June 23, 2015



Topics

1. MAP-21 Performance Rules

- Transit Asset Management and Transit Agency Safety Rules are now anticipated October 2, 2015

2. Federal Register notices

- June 16: *Proposed Rule*: Buy America Handbook; Conducting Pre-Award and Post-Delivery Audits for Rolling Stock Procurements
- June 23: *Proposed Rule*: Bus Testing: Establishment of Performance Standards, a Bus Model Scoring System, a Pass/Fail Standard and other Program Updates

3. WMATA – Transit Schedule Data Distribution Agreement

4. Outline of “State of Public Transportation” Report

Outline of “*State of Public Transportation*” Report

1. Executive Summary (Introduction)
 - Introduction: overview of transit in the national capital region (pictures)
 - List of fixed route providers and major paratransit
 - Overview of statistics: fixed ridership by mode, bus breakdown
 - Overall financial data
2. Provider Highlights / Statistics (similar to MinnDOT report)
 - System highlights – Major accomplishments
 - Data: Ridership and operating expenditures
3. Past/Upcoming Accomplishments / Major Events: Regional transit highlights (pictures, charts, maps, text)
 - Projects started/completed, major studies, etc.
4. Issues Discussed at RPTS
 - E.g., customer info, maintenance facilities, downtown staging needs (bus and rail), technology integration, etc.
5. Findings / Recommendations for consideration by the TPB
 - References and resources.

SoPTR – Data Request

Use NTD data submission for report data.

- Statistics by mode (local bus, express bus, streetcar, BRT, heavy rail, etc.),
 - Provider Ridership trends and Operating Expenditures

Received to date:

- Alexandria, Arlington, NVTC (covers other Northern Virginia fixed route)
- District of Columbia
- Charles County, MD



Contact Brian Lamb
Title General manager
Street 560 Sixth Avenue North
City State Zip Minneapolis MN 55411
Telephone 612.373.3333
E-mail brian.lamb@metrotransit.org
Website metrotransit.org



Provider “Fact Sheet”

2012 highlights

- Purchased two next-generation hybrid-electric buses
- 33 new hybrid-electric buses began service in St. Paul and communities in the east metro
- Achieved highest maintenance reliability in service history: 7,456 miles between road calls
- Opened 180-space park & ride lot in Little Canada with express service to Minneapolis and St. Paul

System snapshot

Legal Name	Metro Transit
Governance	Regional
Area Served	Anoka, Dakota, Hennepin, Ramsey, Washington counties
Legislative District	Metro
Congressional District	2, 3, 4, 5, 6

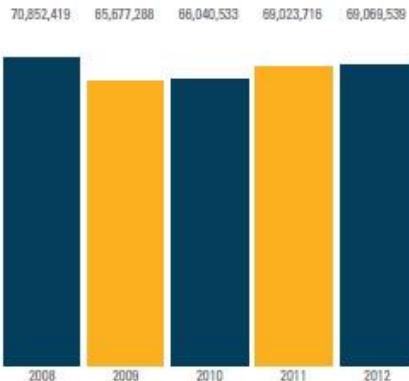
System characteristics

Vehicle fleet 740 buses, 166 articulated buses, 26 motor coaches
Service type Fixed route

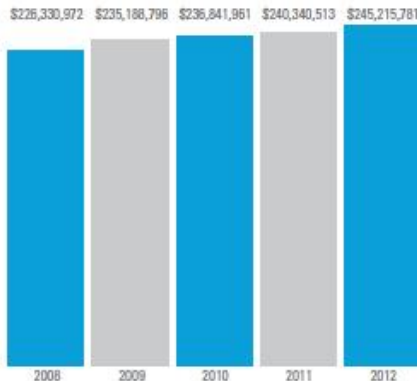
Hours of Operation
 Monday - Friday 12:00 am - 11:59 pm
 Saturday 12:00 am - 11:59 pm
 Sunday 12:00 am - 11:59 pm
Base fare \$1.75 - \$3.00

System performance

RIDERSHIP



OPERATING EXPENDITURES



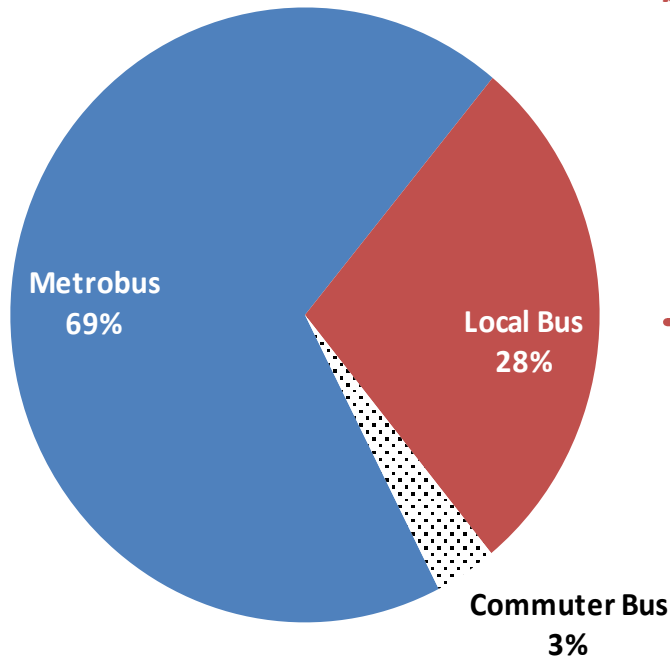
One slide per fixed route provider

- Highlights, basic data, ridership and financial statistics.
- *Ensures contribution of each provider recognized. Speaks to range of providers across region*
- *Still evaluating how to handle paratransit*

Overall Data – by Mode

Would also provide overview of region’s transit in Executive Summary (Introduction) – By mode summary and breakdown of bus, commuter bus, commuter rail, (and paratransit?) by operator

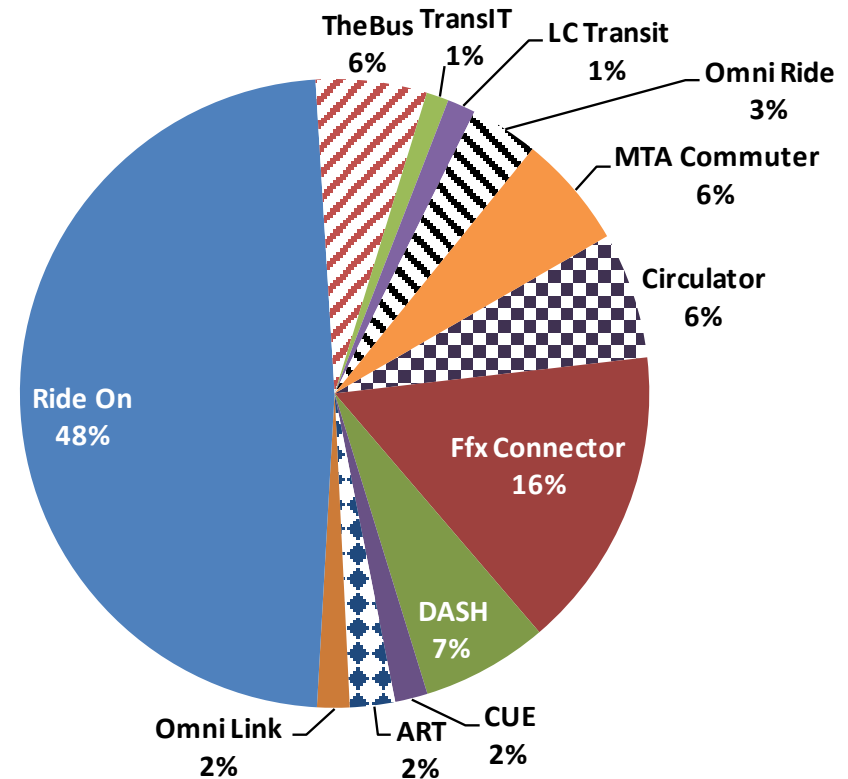
2009 Public Bus Ridership



Annual trips (2009): 195 million
(39% of all regional transit trips)

2009 Bus Ridership - Local Systems

31% of bus trips



Annual trips (2009): 61 million

SoPTR Info Request – Accomplishments and Priority Themes

Agency's notable transit accomplishments for the year

- Projects completed/in progress/started
- Major studies completed/in progress/started
- Significant operational achievements

Agency's public transportation priority themes (up to 6)

- Suggested projects, including a range of costs and timeframe for implementation.

Received to date:

- Alexandria – City and DASH
- District of Columbia
 - *How to handle jurisdictions as opposed to providers...*

Next Steps for *State of Public Transportation* Report

- January : Discuss Data for inclusion
 - Handout on MinnDOT and MDOT reports
- February : Discuss Information Topics for inclusion
- March: Discuss Draft Questionnaire
- April: Distribute Data & Information Questionnaire, with responses due end of May
- ~~June~~ **July**: Present initial data profiles and outline of information topics.
- ~~July~~ **August** : Present draft report for comment
- September: Approve final report.

Agenda Topics for 2015

- RPTS relies on participant contributions:
 - What would you like to present and discuss in upcoming meetings?

Next meeting: August 25, 2015

