

# Are your gutters up to the challenge?

- ✓ Won't pull away
- ✓ Available in 15 colors
- ✓ Guaranteed not to clog, ever!
- ✓ Keeps you off the ladder!



**Thompson Creek**  
GUTTER SHUTTER

thompsoncreek.com

Call Now, Save Now! **866-57CREEK**

No payments until April 2009!

Save **\$300**

On a Complete Installation

Not valid with any other offers or prior sales. Deposit required. Discount code: EXAM0508. MHIC# 125294 VA # 2705-117858-A. Expiration date 05/31/08.

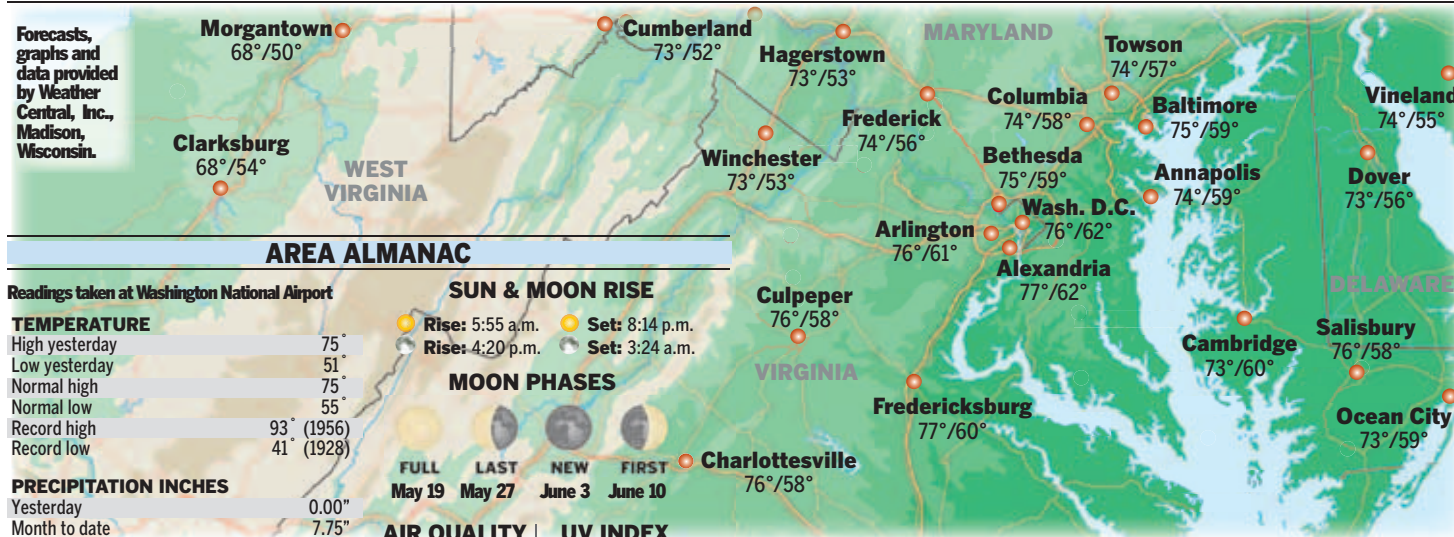
This Summer's Forecast: **Thunderstorms**

## EXAMINER 5-DAY FORECAST

<b>TODAY</b> PM showers possible 76° / 62°	<b>FRI.</b> Showers, scattered thunderstorms 68° / 50°	<b>SAT.</b> Chance of PM showers 71° / 51°	<b>SUN.</b> Partly cloudy with isolated showers 66° / 47°	<b>MON.</b> Partly to mostly cloudy 68° / 52°
--	--	--	---	---



### REGIONAL FORECAST



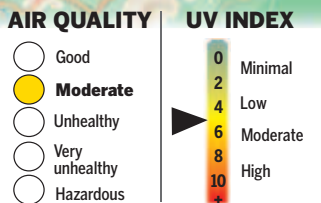
### AREA ALMANAC

Readings taken at Washington National Airport

TEMPERATURE	75°
High yesterday	75°
Low yesterday	51°
Normal high	75°
Normal low	55°
Record high	93° (1956)
Record low	41° (1928)

PRECIPITATION INCHES	0.00"
Yesterday	0.00"
Month to date	7.75"
Normal month to date	1.67"
Year to date	21.01"
Normal year to date	13.88"

**SUN & MOON RISE**  
 Rise: 5:55 a.m. Set: 8:14 p.m.  
 Rise: 4:20 p.m. Set: 3:24 a.m.



### MARINE FORECAST

TIDES	High		Low	
	AM	PM	AM	PM
Patapsco River	4:11	4:19	11:05	10:37
Tolchester	4:29	4:37	11:16	10:48
Annapolis	2:41	2:49	9:21	8:53
Choptank River	1:29	1:37	8:37	8:09
Patuxent River	11:41	none	6:19	5:51
Susquehanna River	7:24	7:32	1:28	2:32
Middle River	5:02	5:10	11:48	11:20
Potomac River	5:21	5:46	11:55	none
Ocean City	4:55	5:25	11:04	11:50

WATERWAYS	Wind	Speed	Waves
Upper Chesapeake Bay	W	5-10	0-1 ft.
Susquehanna River	W	5-10	0-1 ft.
Middle River	W	5-10	0-1 ft.
Patuxent River	SW	5-10	0-1 ft.
Choptank River	SW	5-10	0-1 ft.
Potomac River	W	5-10	0-1 ft.
Ocean City	SW	10-15	4-5 ft.

### SATELLITE VIEW

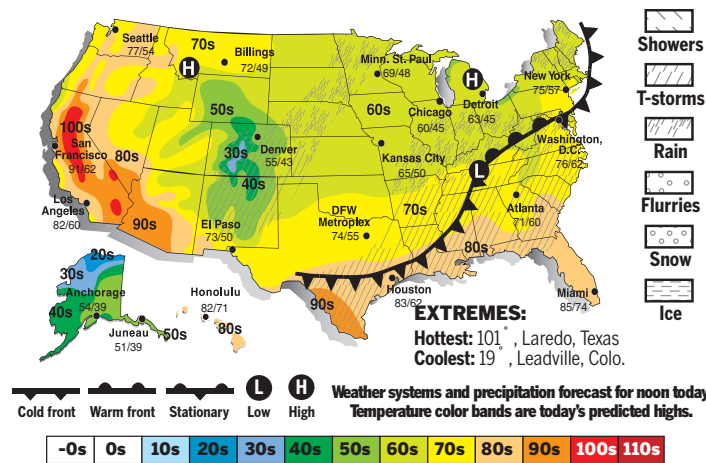
As of 5 p.m. Wednesday



### THE NATION

City	Yesterday	Today	Tomorrow	City	Yesterday	Today	Tomorrow
Hi Lo Pcp	Hi Lo Sky	Hi Lo Sky	Hi Lo Sky	Hi Lo Pcp	Hi Lo Sky	Hi Lo Sky	Hi Lo Sky
Albq. N.M.	60/48/0.02	59/43/t	68/50/pc	Los Angeles	70/57/0.00	82/60/s	87/59/s
Anchorage	51/31/0.00	54/39/r	53/38/sh	Memphis	73/64/0.12	77/55/t	73/56/pc
Atlanta	72/58/0.00	71/60/t	75/51/t	Miami	82/74/0.00	85/74/pc	88/73/s
Birmingham	76/62/0.03	78/62/t	72/51/pc	Minneapolis	64/40/0.00	69/48/pc	68/49/pc
Boise	74/53/0.00	80/53/s	87/56/s	New Orleans	85/71/0.00	84/69/t	79/60/pc
Boston	60/48/0.00	64/48/c	59/47/sh	New York	76/50/0.00	75/57/c	63/49/t
Burling., Vt.	77/42/0.00	65/44/sh	63/45/sh	Orlando	82/61/0.00	88/67/pc	91/69/pc
Cheyenne	57/32/0.00	51/36/pc	69/42/pc	Philadelphia	76/47/0.00	75/56/c	63/51/t
Chicago	64/55/0.02	60/45/pc	66/48/sh	Phoenix	84/62/0.00	91/70/pc	92/70/s
Cincinnati	64/51/0.48	66/52/sh	67/49/pc	Pittsburgh	63/44/0.01	67/49/c	62/48/sh
Dallas	79/69/0.45	74/55/t	79/57/pc	Portland, ME	65/38/0.00	60/42/sh	57/45/sh
Denver	64/35/0.00	55/43/t	69/46/pc	Portland, OR	68/57/0.00	86/59/s	92/56/s
Detroit	67/43/0.00	66/48/pc	71/51/pc	Raleigh	73/44/0.00	76/62/t	77/52/t
Des Moines	62/55/0.20	63/45/pc	66/50/sh	Richmond	76/48/0.00	77/60/sh	76/53/t
Fairbanks	59/31/0.00	55/35/sh	56/34/sh	St. Louis	68/55/0.04	60/49/sh	70/55/pc
Honolulu	82/68/0.00	82/71/pc	85/72/s	Salt Lake	66/50/0.00	73/49/s	78/53/s
Houston	83/72/0.21	83/62/t	81/59/pc	San Diego	70/57/0.00	78/62/s	82/62/s
Indianapolis	63/54/1.11	63/45/sh	66/50/pc	San Fran.	84/54/0.00	91/62/s	81/61/s
Juneau	46/37/0.25	51/39/r	54/41/sh	Seattle	64/51/0.00	77/54/s	85/57/s
Las Vegas	85/60/0.00	90/70/s	89/70/s	Tampa	87/67/0.00	88/72/pc	87/72/pc
Little Rock	71/64/0.27	76/55/t	74/55/pc	Tucson	78/49/0.00	86/60/pc	83/59/s

**TODAY'S NATIONAL OUTLOOK:** Showers and thunderstorms will be likely from the Ohio Valley into much of the Southeast today as a strengthening storm system pushes into the area. Showers will push into the Mid-Atlantic states late.



### THE WORLD

City	Yesterday	Today	Tomorrow	City	Yesterday	Today	Tomorrow
Hi Lo Pcp	Hi Lo Sky	Hi Lo Sky	Hi Lo Sky	Hi Lo Pcp	Hi Lo Sky	Hi Lo Sky	Hi Lo Sky
Amsterdam	75/57/0.00	69/53/c	67/51/sh	Madrid	66/54/0.03	75/53/c	69/52/sh
Athens	71/55/0.14	73/52/pc	78/58/s	Manila	84/77/0.00	90/78/t	90/79/t
Auckland	63/48/0.00	62/48/s	65/49/s	Mexico City	81/59/0.00	82/60/t	81/56/t
Baghdad	95/73/0.00	97/72/s	95/70/s	Montreal	77/48/0.00	64/49/s	64/45/s
Barcelona	64/55/0.00	73/54/sh	72/57/sh	Moscow	50/36/0.03	57/39/sh	63/44/pc
Beijing	70/54/0.00	79/54/pc	81/61/pc	Nairobi	77/61/0.00	79/60/pc	78/61/pc
Berlin	70/43/0.00	71/52/pc	68/49/sh	New Delhi	95/73/trc	105/81/s	104/77/pc
Bogota	66/48/0.00	65/49/t	64/48/t	Paris	79/55/0.07	68/52/sh	67/53/sh
Brussels	79/57/0.00	67/50/sh	70/52/sh	Rio	77/63/0.00	77/65/pc	76/66/pc
Cairo	99/72/0.00	87/66/pc	82/62/s	Rome	79/54/0.00	72/54/pc	78/56/sh
Calgary	64/46/0.00	77/57/s	77/50/s	Santiago	70/36/0.00	68/46/pc	69/45/pc
Cancun	88/79/0.00	92/75/s	95/74/s	Sao Paulo	68/57/0.00	78/59/t	77/58/t
Copenhagen	59/43/0.00	62/46/pc	63/45/c	Seoul	64/45/0.00	65/47/pc	71/51/s
Dublin	57/48/0.00	58/47/pc	60/45/c	Stockholm	48/32/0.00	54/41/sh	55/40/sh
Geneva	72/52/0.01	72/51/sh	68/53/sh	Sydney	72/52/0.00	70/53/pc	69/52/t
Hong Kong	84/73/0.00	85/74/pc	85/75/s	Tel Aviv	88/63/0.00	84/62/s	76/59/pc
Jerusalem	84/61/0.00	83/63/s	78/59/pc	Tokyo	57/52/0.00	66/54/pc	69/53/sh
Kabul	86/57/0.00	88/56/t	87/59/t	Toronto	63/48/0.00	62/43/s	61/42/sh
Lima	64/61/0.00	69/59/pc	67/58/pc	Vancouver	55/48/0.92	75/48/s	86/52/s
Lisbon	66/55/0.00	67/51/sh	69/52/pc	Vienna	75/48/0.00	74/53/pc	75/54/t
London	68/52/0.00	64/47/sh	65/50/sh	Warsaw	63/41/0.00	69/47/pc	70/49/sh

s=sunny; pc=partly cloudy; f=fair; h=haze; c=cloudy; fg=fog; dr=drizzle; sh=showers; r=rain; t=thunderstorms; rs=rain/snow mix; sn=snow; f=ice; sf=snow flurries; w=windy

# WEATHER NEWS YOU CAN USE

WEATHER NOW WUSA9.COM

## Know your air quality

By Topper Shutt  
Special to The Examiner

I met with some folks from Clean Air Partners the other day to discuss air quality in the Metro Area. The EPA has reduced the criteria for ozone from 85 to 75 parts per billion. This reduction means that we will have more code orange and red days.

We need to remember that the increase in the number of bad air quality days has to do with the EPA's reduction in the ozone levels rather than poorer air quality this year versus years past. The EPA lowered the ozone standard because research showed that lower amounts are harmful, especially to the young, the elderly and those with asthma (sensitive groups). There are five levels of air quality: green (good), yellow (moderate), orange (unhealthy for sensitive groups), red (unhealthy for everyone) and purple (very unhealthy).

When air quality is in code orange sensitive groups should limit their outdoor activities we all should take actions such as: refueling after dusk, limit driving (carpool or telework) and avoid using aerosol products. When we are in a code red sensitive groups should stay indoors and everyone should limit their time outside.