



The Food Gap Project

Regional Food Aggregation and Distribution
Summit

May 17, 2024



The Morningstar Foundation's DC Investments

- Between 2018 and 2022, The Morningstar Foundation made nearly \$30 million in philanthropic investments in the District. Key areas of funding include:
 - *Support for emergency food needs, which drastically increased during COVID;*
 - *Programs seeking to alleviate poverty;*
 - *Out-of-school-time programs;*
 - *Support for communal institutions and programs.*
- New in 2022: \$1 million per year for The Food Gap Project, a new initiative largely supporting District small businesses and NGOs.
- The Morningstar Foundation is committed to investing another \$2 million over the next two years in The Food Gap Project.

The Food Gap Project

Conducted expert interviews with DC-region food system stakeholders and identified a gap of support for 'Medium-Term' needs (6 months to 3 years).

Developed three priority areas to address, in addition to existing investments in emergency food distribution.

In cooperation with key partners like DC Central Kitchen, Martha's Table, Dreaming Out Loud, Capital Impact Partners and others, these priority areas include:

Economic strengthening to address food/nutrition security.

Infrastructure, specifically cold storage.

Regional food policy council collaboration.

From Cold Storage to Keeping it Cool (Year 1)

Launched the *Keeping it Cool* grant program based on the success of Nourish DC and the emerging need for cold storage infrastructure.

Keeping it Cool is a \$500,000 investment in cold storage infrastructure for businesses and NGOs, including technical assistance.

Application demand demonstrated the significant needs across the food system including food production, corner stores, etc.

Keeping it Cool received \$12.6 million in requests (and 312 applications) during the first grant round with a mix of NGOs and small food businesses.

Of this \$12.6 million in grant requests, nearly \$7 million was from DC entities.



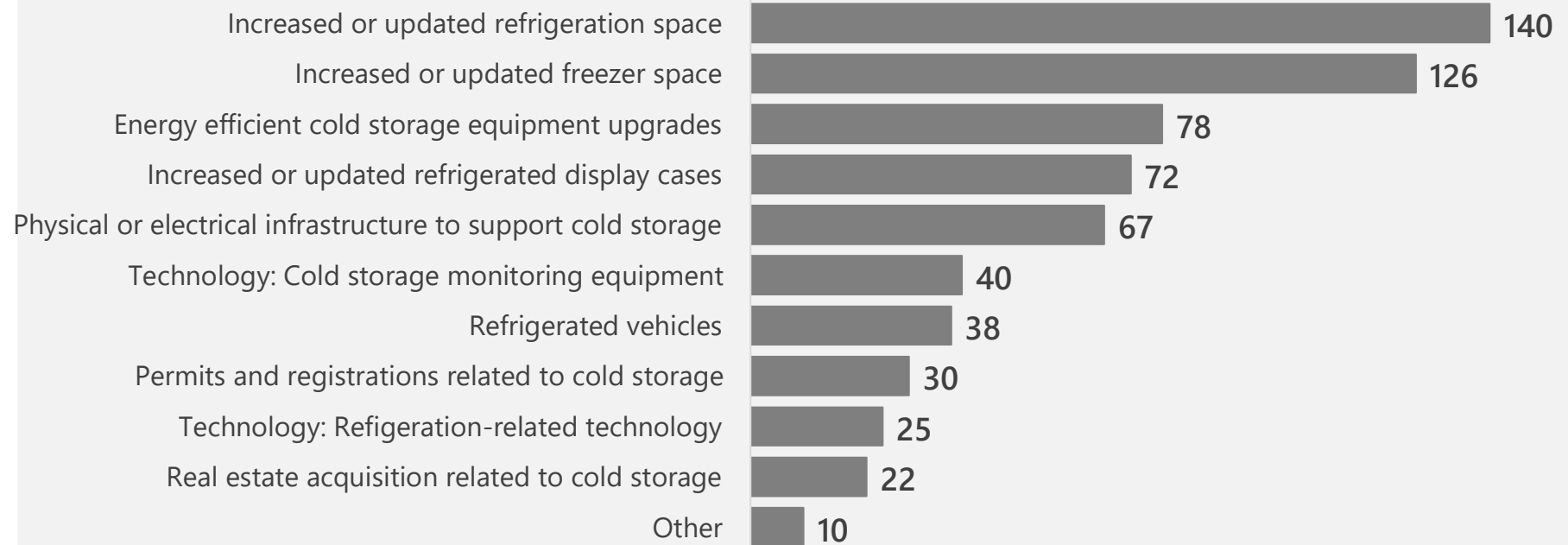
Keeping It Cool Grant – Year 2 – Narrower Scope

Focused on:

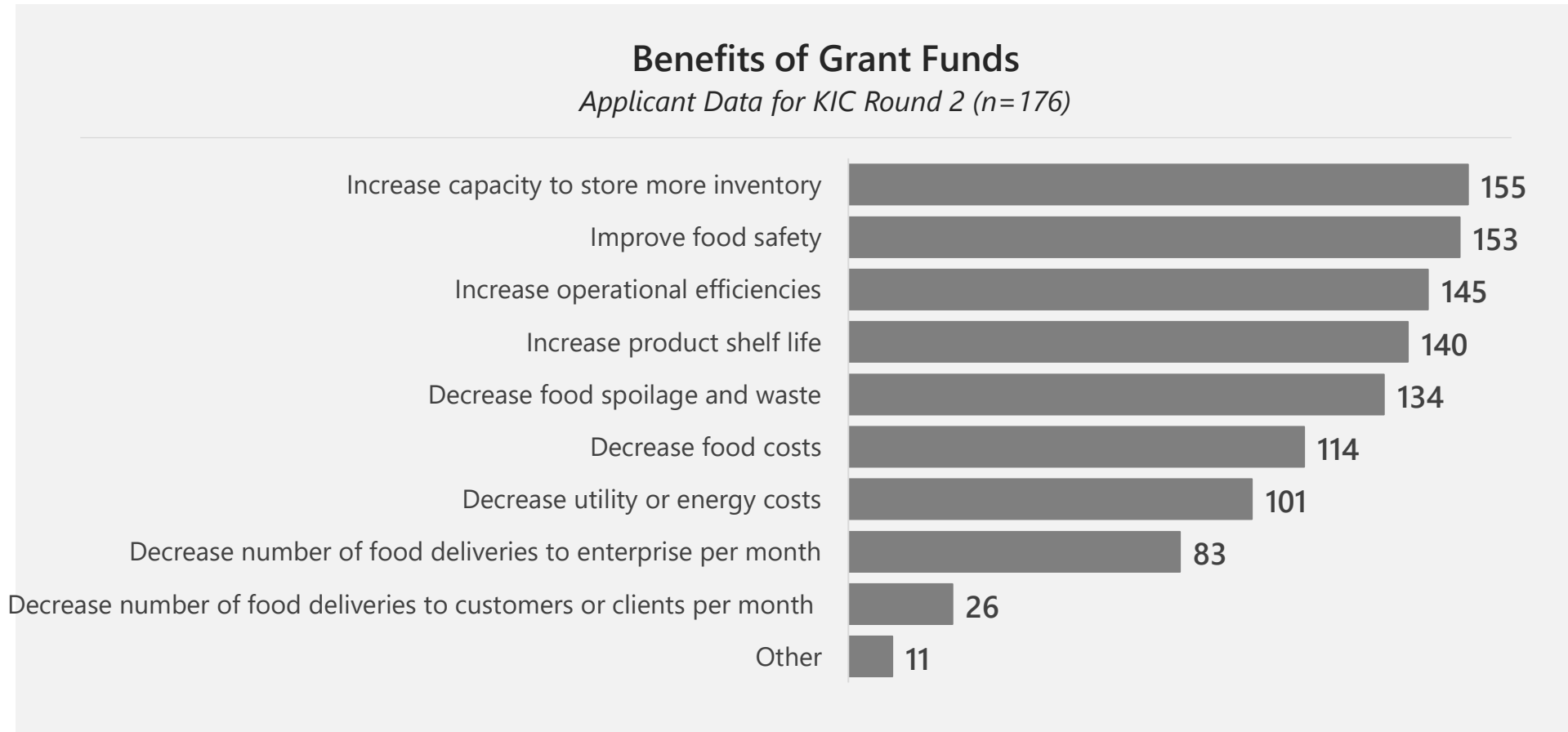
- Underserved communities
- Reducing food waste
- Producing / serving nutritious foods
- Cross organization collaboration

Grant Funds Uses

Applicant Data for KIC Round 2 (n=176)



Keeping It Cool Grant – Year 2



Keeping It Cool Grant – Year 2

Technical Assistance Needs Applicant Data for KIC Round 2 (n=176)

		For-Profit Applicants n=148	Nonprofit Applicants n=28
Cold storage energy efficiency solutions	73	60	13
Cold storage best practices	72	57	15
Cold storage equipment selection	64	54	10
Enterprise does not require any technical assistance	55	51	4
Cold storage inventory management	53	44	9
Food safety training	53	41	12
Cold storage monitoring equipment selection and use	44	35	9
Cold storage electrical infrastructure and permitting	39	27	12
Cold storage equipment preventative maintenance	18	0	18
One-on-one cold storage consulting	14	8	6
Other	6	0	6

Keeping It Cool Grant – Year 2

176

Total Applicants

44%

of Grant Applicants located in DC

Greatest number of DC applicants based in Wards 2, 5, and 1

Applicants by Primary Business Location & Operational Model <i>Applicant Data for KIC Round 2 (n=176)</i>		For-Profit Applicants	Nonprofit Applicants
Arlington, VA	14	12	2
Alexandria, VA	4	3	1
Fairfax Co., VA	15	13	2
Montgomery Co., MD	21	11	10
Prince George's Co., MD	44	40	4
Washington, D.C.	77	69	8
Ineligible	1	0	1
Total Number of Applicants		148	28

Keeping It Cool Grant – Round 2

Nonprofit Organization Overview

28

Nonprofit Applicants

Applicants by Primary Service or Function (n=28)

Nonprofit Service or Function	# of Applicants	% of Nonprofit Applicants
Food Pantry	9	32%
Emergency Feeding Services	5	18%
Food Bank	3	11%
Nonprofit Food Delivery	3	11%
Kitchen Incubator	2	17%
Nonprofit Farm Stand / Farmers Market	2	17%
Food Recovery	1	4%
Foodservice Workforce Training	1	4%
Food Aggregator	1	4%
Nonprofit Food Processor / Manufacturer	1	4%

KIC Year 2 Grantees



- [Chinese Street Market](#) (doing business as [Dàn Dàn Boy](#)); Washington, D.C., \$16,000
- [FishScale](#); Washington, D.C., \$50,000
- [The Fresh Food Factory Market](#); Washington, D.C., \$24,000
- [Green Fish LLC \(dba as Fight Juice\)](#); Washington, D.C., \$50,000
- [Kalu's Seasoning Blends and Catering \(dba Trini Vybez\)](#); Washington, D.C., \$11,946
- [My Kabul Restaurant and Cafe](#); Laurel, Maryland, \$50,000
- [One Acre Farm LLC](#); Dickerson, Maryland, \$33,900
- [Red Savina \(dba Roots 'n Shoots\)](#); Arlington, Virginia, \$19,850
- [Run Veggie LLC](#); Washington, D.C., \$37,000
- [Strong Fit Meals LLC \(dba Healthy Fresh Meals\)](#); Hyattsville, Maryland, \$50,000
- [Arlington Bridge Builders](#); Arlington, Virginia, \$22,000
- [Bridges to Independence](#); Arlington, Virginia, \$10,853
- [Capital Area Food Bank](#); Washington, D.C. and Fairfax County, Virginia, \$30,000
- [Common Good City Farm](#); Washington, D.C., \$42,847
- [Community FarmShare](#); Montgomery County, Maryland, \$50,000
- [Consortium for Sustainable Workforce \(dba The Consortium\)](#); Washington, D.C., \$10,000
- [Destiny Point](#); Washington, D.C., \$12,960
- [Festival Center](#); Washington, D.C., \$27,000
- [The Hope Foundation Reentry Network](#) (dba Community Cafe); Washington, D.C., \$43,000
- [Shepherd's Table](#); Montgomery County, Maryland, \$43,975
- [Washington DC Meals on Wheels Inc. \(dba Meals on Wheels of Takoma Park/Silver Spring\)](#); Montgomery County, Maryland, \$15,000
- [Yad Yehuda of Greater Washington](#); Montgomery County, Maryland, \$50,000

Additional Slides



Keeping It Cool Grant – Year 2

44%

of Grant Applicants
are Located in
Washington, DC

DC Applicants by Ward & Operational Model <i>Applicant Data for KIC Round 2 (n=176)</i>		For-Profit Applicants	Nonprofit Applicants
Ward 1	13	11	2
Ward 2	22	21	1
Ward 3	5	5	0
Ward 4	3	3	0
Ward 5	15	14	1
Ward 6	7	5	2
Ward 7	4	4	0
Ward 8	8	6	2
Total Number of Applicants		69	8

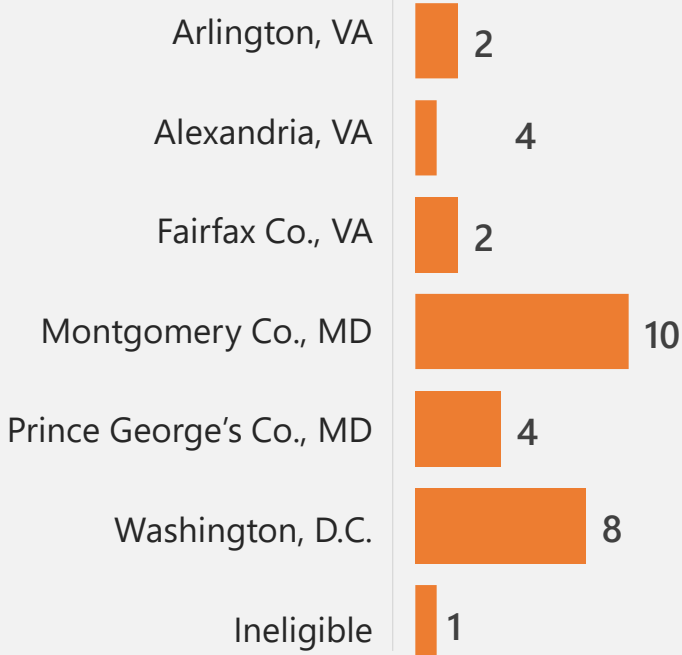
Keeping It Cool Grant – Year 2

Nonprofit Organization Overview

28

Nonprofit Applicants

Nonprofit Applicants by Primary Business Location
Applicant Data for KIC Round 2 (n=28)



Nonprofit Applicants by DC Ward (n=8)

DC Ward	# of Applicants
Ward 1	2
Ward 2	1
Ward 3	0
Ward 4	0
Ward 5	1
Ward 6	2
Ward 7	0
Ward 8	2

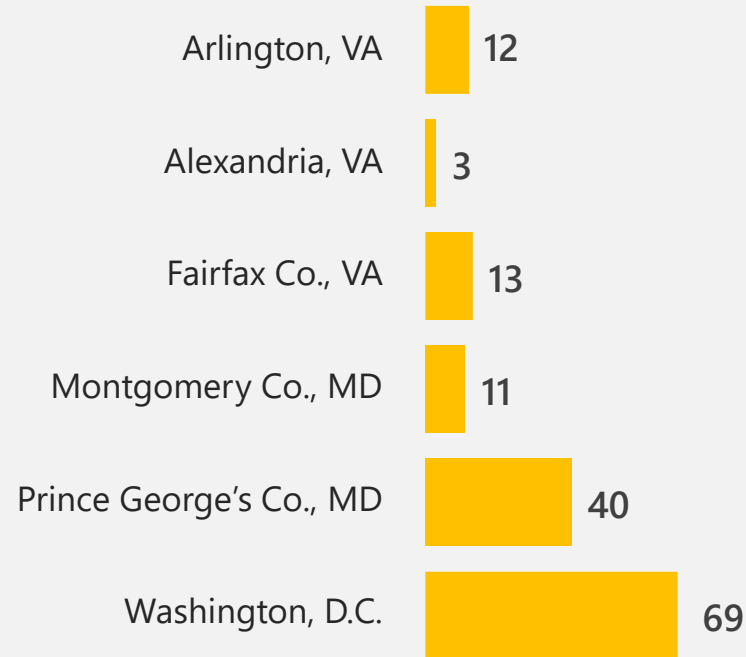
Keeping It Cool Grant – Year 2

For-Profit Business Overview

148

For-profit Applicants

For-Profit Applicants by Primary Business Location
Applicant Data for KIC Round 2 (n=148)



For-Profit Applicants by DC Ward
(n=69)

DC Ward	# of For-Profit Applicants
Ward 1	11
Ward 2	21
Ward 3	5
Ward 4	3
Ward 5	15
Ward 6	5
Ward 7	4
Ward 8	6