

Montgomery County Climate Protection Initiative

Presented At:
Metropolitan Washington Council of Governments
Climate Roundtable
July 29th, 2007

Eric R. Coffman
Senior Energy Planner
Department of Environmental Protection
Montgomery County, Maryland



Climate Protection Initiative (CPI)

- Established by Council Resolution 14-582, adopted July 11th, 2000. Pledges:
 - Montgomery County to join the International Council for Local Environmental Initiatives (ICLEI) Cities for Climate Protection (CCP) campaign.
 - Take Leadership in increasing energy-efficiency and reducing GHG emissions from municipal operations
 - Conduct a GHG emissions inventory and develop a local action plan.
 - Interdepartmental effort led, DEP lead agency for monitoring, enforcement and public programs.

Climate Protection Initiative (CPI)

- Reflected in County Energy Policy (latest in resolution 15-1529 July 11, 2006):
 - Encourages a reduction in public and private energy consumption, per capita.
 - Authorizes and defines county clean energy purchase.
 - Encourages energy performance improvements for County facilities.

CPI Phase I Actions

- Roughly correlates to the ICLEI Milestones
- Completed an emissions inventory in December of 2002 using an external consultant.
- Developed an action plan
- Implemented actions and programs
- Now it is time to reevaluate the inventory and improve the action plan.

ICLEI Milestones*

Milestone 1. Inventory Emissions



Milestone 2. Emissions Reduction Target



Milestone 3. Action Plan



Milestone 4. Policies and Measures

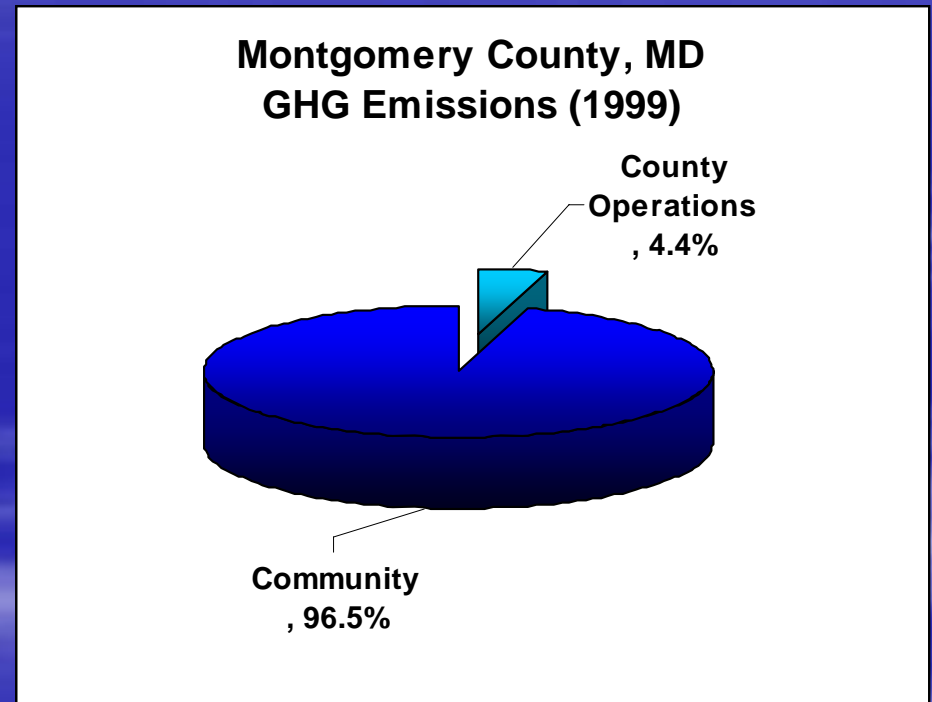


Milestone 5. Monitor and Verify

* Source: <http://www.iclei.org/index.php?id=810>

Results of the 2002 Inventory

- General upward trend between 1995 (baseline) 2001, approximately 8% but less than 1% per capita.
- Total County Emissions = 10 million+ Short Tons CO₂-E in 1999.
- Major efforts needed in the private sector to make a significant impact.



Action Plan

- An action plan was developed for County Agencies, implemented actions include:
 - Energy-efficiency measures for County facilities and fleets.
 - Clean energy purchases
 - Light emitting diode (LED) traffic signals
- Public Programs to encourage GHG reductions

Measures and Programs

- County Operations:
 - County led wind power purchase, currently the group is the 3rd largest municipal purchaser.
 - Energy-efficiency improvements to buildings and other facilities
 - Hybrid Electric buses and sedans and alternative fuels.
 - 5 year plan to retrofit traffic signals with energy-efficient LED signals

Measures and Programs

- Private Sector (The BIG piece of the pie)

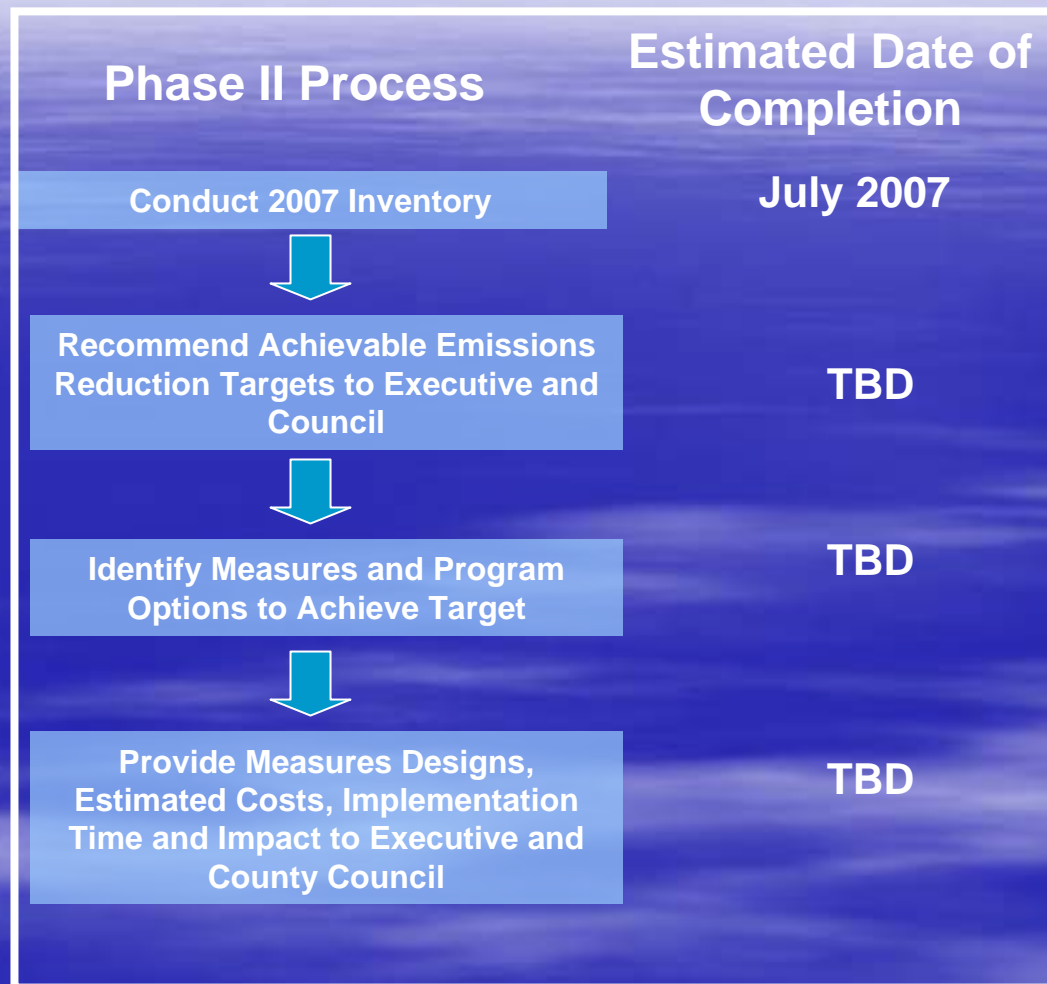


- Clean Energy Rewards Program: Provides incentives to residents, small businesses and other organizations to purchase clean energy.
- Innovative green buildings mandate for private and public buildings
- Education including clean energy and energy-efficiency workshops for the public.
- Other pilots addressing forest conservation and energy efficiency.



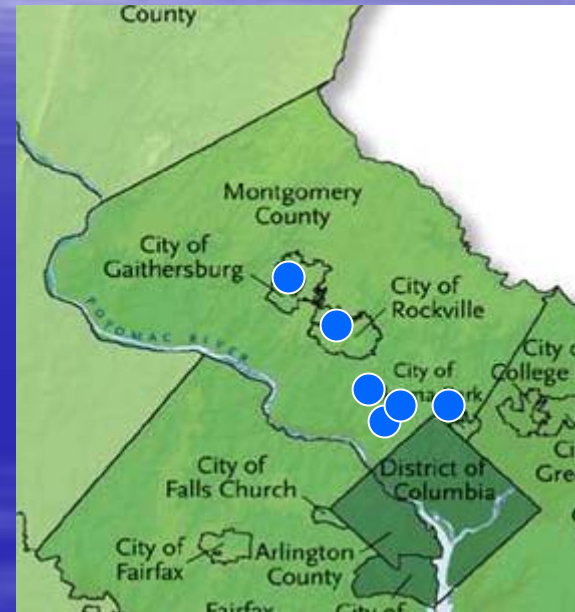
Phase II CPI

- Four years since last inventory, time for reassessment
- New inventory effort including analysis and data from the community and public.
- In-house “team” effort involving a variety of DEP staff
- Using ICLEI CCAP Software (earlier version used in 2002 inventory)
- New process adapting ICLEI milestones



Phase II Initiative

- Phase II Initiative emphasizes collaboration with jurisdictions within Montgomery County and the region:
 - DEP recently hosted a meeting of Montgomery County jurisdiction to discuss sharing resources and combining efforts.
 - Work closely with MWCOG Efforts
 - Exchange ideas with other jurisdictions in the region.



Challenges

■ Policy

- Accurate, appropriate, and jurisdiction specific analysis for policy makers
- Emissions targets that a local government has the ability to meet
- Limits to the policy levers available to a local government
- Enacting the programs with most positive impact per unit of resources for a particular jurisdiction
- Public awareness and expectation, very positive but some may desire immediate action before analysis can determine the most effective actions.

■ Programmatic

- Resources
- Building “Institutional” Knowledge
- Data availability and quality Implementation time for programs
- Difficulty of changing public behavior
- Coordination among departments and programs

■ Economic and Regional

- **Regional population growth**
- **Economic growth**
- **Transportation**

Final Images on the Challenges Ahead

- Graphics depict building energy consumption trends in Montgomery County and does not present the whole GHG picture for the County but it is indicative.

