



# SHARING THE ROAD WITH BICYCLE RIDERS FOR BUS OPERATORS



take it everywhere.  
www.transitchicago.com  
836-7000




www.biketraffic.org  
312/42-PEDAL

## Why do people bicycle?

Most people ride bikes for a few different reasons:

- **Exercise.** Bicycling helps people stay healthy.
- **Transportation.** Some folks even bicycle to get to their jobs.
- **Messengers.** Many of the people you see bicycling in Chicago work as messengers.
- **Air pollution.** Many people care about clean air. These people know that too much car traffic makes our air dirty.
- **Enjoyment.** People bicycle for fun. Riding a bicycle lets people see more of everything around them. Also, bikers find that cycling makes it easier to meet and talk with other people.




## Sharing the Road with Bicycle Riders

The number of bike riders on the streets is on the rise! The City of Chicago is making it easier for Chicagoans to use their bicycles. New offerings, such as on-street bike lanes and carrying racks on CTA buses, promote the use of bikes as a form of transportation.

With more bikers on the street, bus operators must become more aware of bike riders. Bus operators should also learn the causes of bus-bike crashes. For example, a biker might swerve unexpectedly to avoid a pothole, or take longer to stop due to slippery pavement.


It's easy to share the road with bicycle riders. Learn to watch out for bikers using your mirrors, and to yield to inexperienced bicycle riders who bike unsafely. This poster shows you how.



## Where Bikers Should Ride

In a wide lane, a biker can share the lane with car drivers.

In a narrow lane, bikers should ride into the middle so cars don't squeeze them out of the traffic lane.



Bikers should not ride against traffic! If you see this, slow down and pass them with lots of room.

Kids usually ride on sidewalks. The law says people over 11 years old should ride on streets.

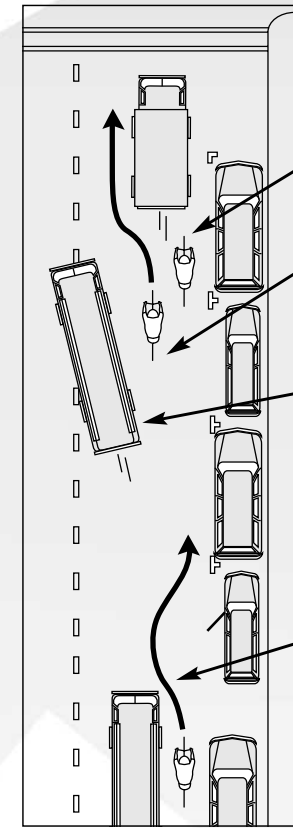
## How Bikers Ride in Traffic

Some bikers ride far to the right.

Some bikers ride farther to the left, so they don't get hit by opening doors.


If you can, you should change lanes before passing bikers. If you can't change lanes, always pass bikers with at least three feet of space.

If a biker swerves into your lane to avoid something, wait until they move back to the right before passing—OR change lanes before passing.



## Streets with Bike Lanes

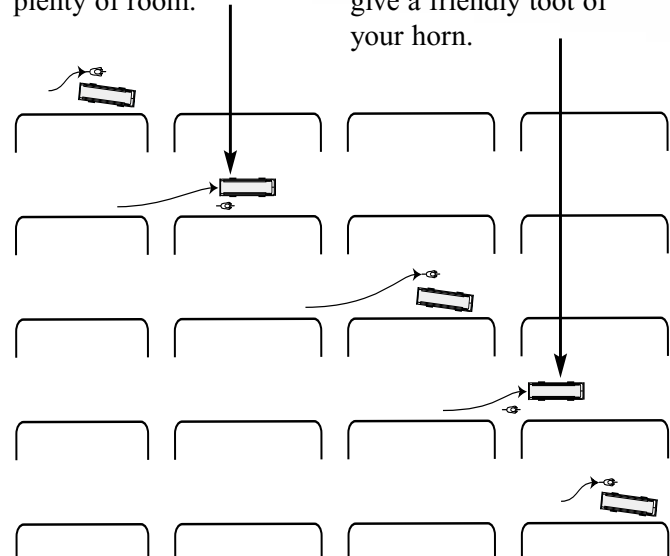
On streets with bike lanes, don't drive in the bike lane. When approaching the bus stop, use your mirrors to check back in the bike lane for bikers. If you see any, let them pass before you pull over.



## Passing Bikers Block to Block

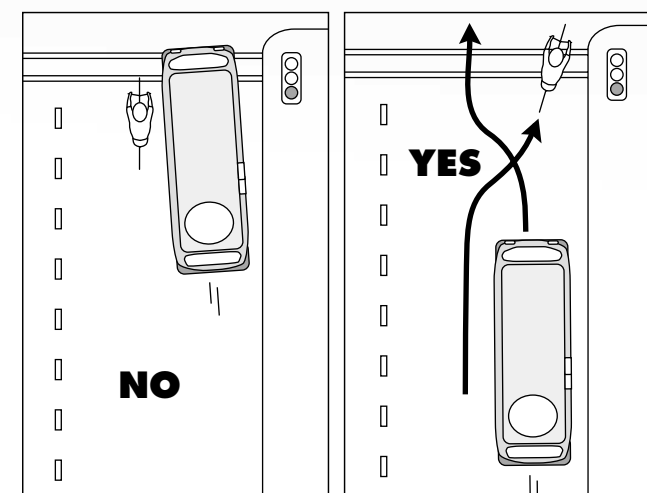
When "leapfrogging" with a biker, make sure you pass them with plenty of room.

Just before passing, if you're not sure they know you're coming, you can give a friendly toot of your horn.



## Passing Bikers at Traffic Lights

When stopped at a red light with a biker on your left:

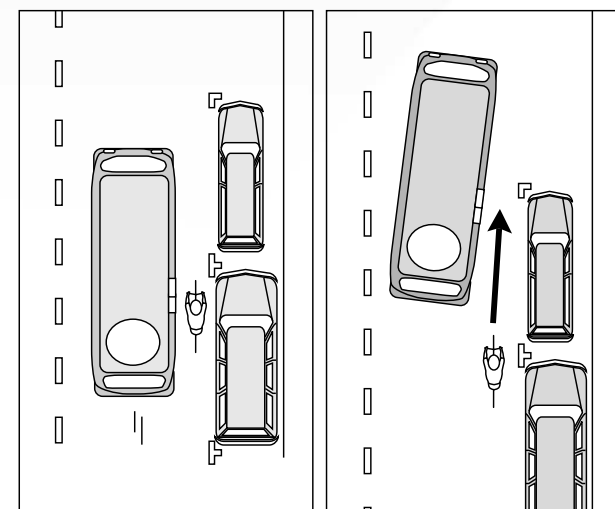


**NO**  
After the light turns green, don't try to pass on the biker's right.

**YES**  
Let the biker go first. After the biker merges right, pass on the biker's left with plenty of room.

## Curbing

If you pass a biker on your way to a bus stop, before you start pulling over to the curb:



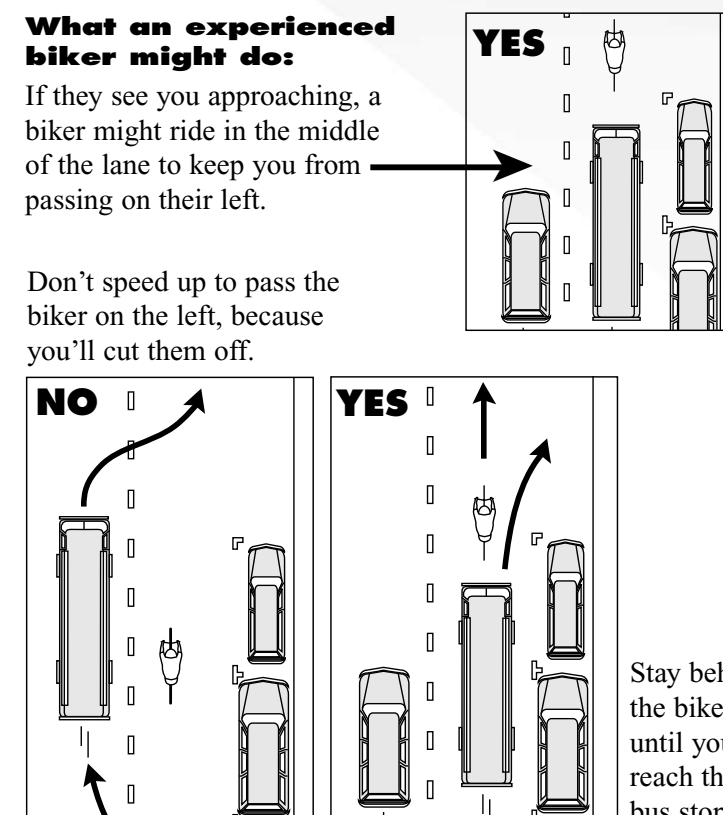
**NO**  
Check that you won't cut the biker off. If you might, let them pass.

**YES**  
If the biker tries to pass you on the right, slow down or stop and let them pass.

## What an experienced biker might do:

If they see you approaching, a biker might ride in the middle of the lane to keep you from passing on their left.

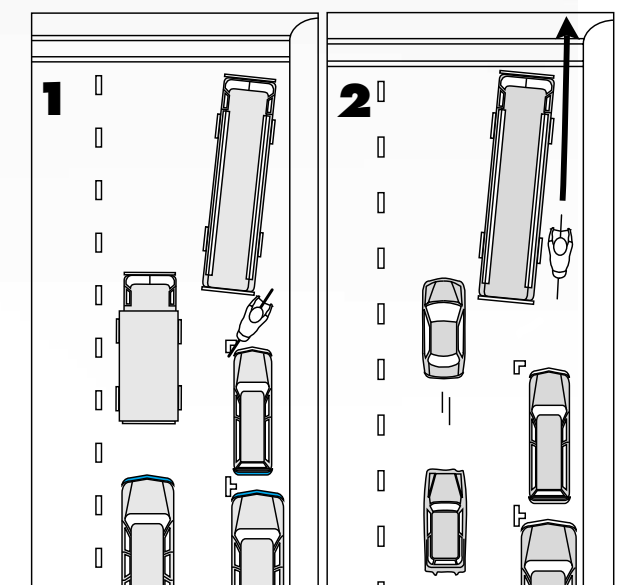
Don't speed up to pass the biker on the left, because you'll cut them off.



**NO**  
Stay behind the biker until you reach the bus stop.

## At Service Stops

If you passed a biker before a bus stop:



**1**  
Before letting passengers off, check that the biker isn't passing the bus on the right.

**2**  
If they are, wait until they pass before opening your doors.