

Performance Based Planning & Programming

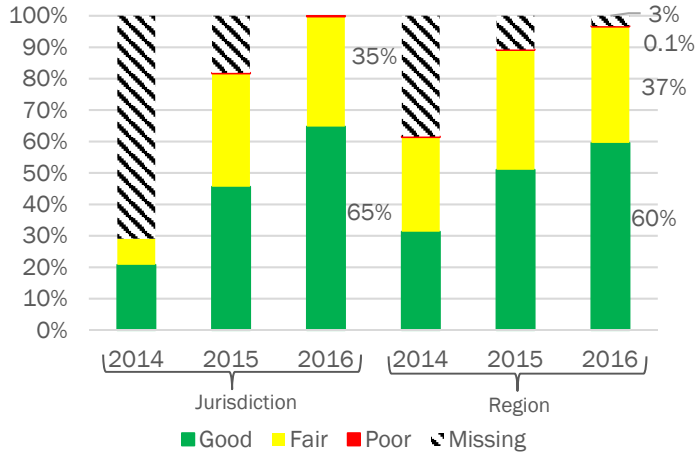
Maryland

The Federal Highway Administration has established measures for state departments of transportation to use to assess the condition of pavements on the National Highway System (NHS), bridges carrying the NHS which includes on-and off-ramps connected to the NHS, and pavements on the Interstate System.

Pavement Conditions

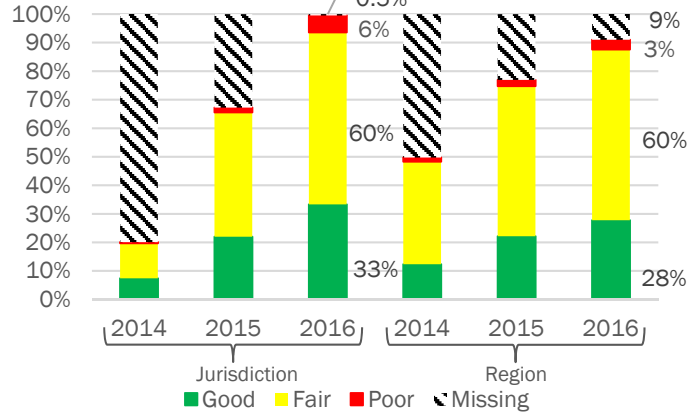
(Sections with Bridges, ramps, non-mainline, non-inventory direction, planned/unbuilt, unpaved and 'other' pavement types excluded)

Interstate Pavement Conditions



853.6 Interstate Lane Miles

Non-Interstate NHS Pavement Conditions

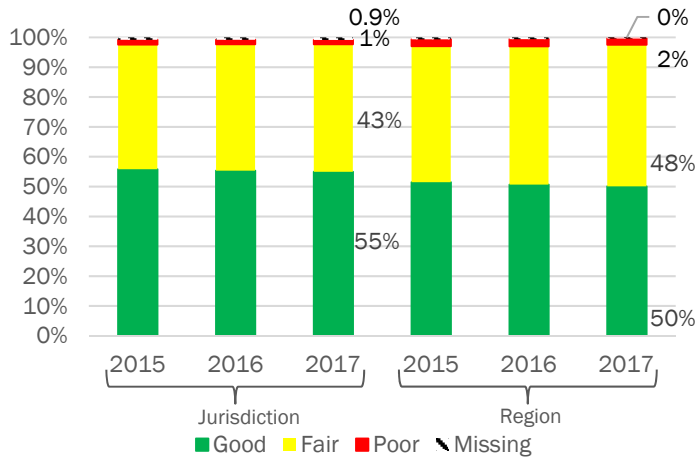


2272.4 Non-Interstate NHS Lane Miles

NHS Bridges

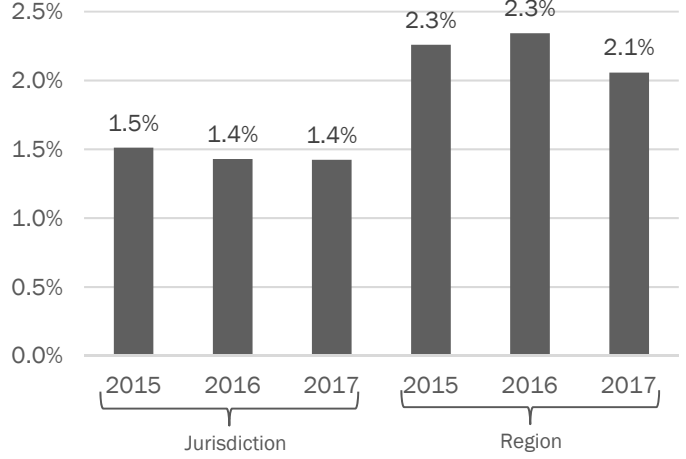
(Includes: 485 Bridges and 113 Culverts; 12 Structurally Deficient)

NHS Bridge Conditions



Largest Structurally Deficient Bridges (by deck area): IS 95 IL at Suitland Parkway, IS 95 OL At Suitland Parkway, IS 95/495 At MD 414

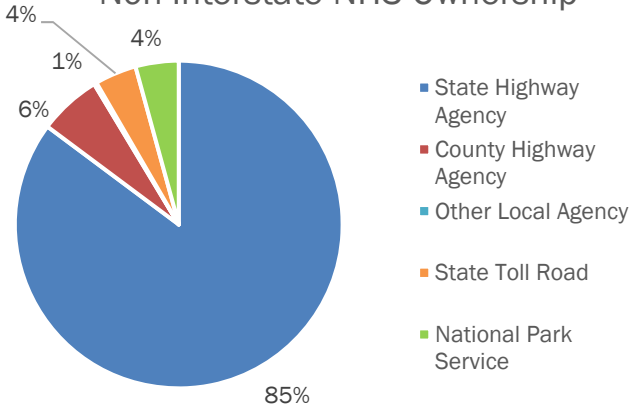
Structurally Deficient NHS Bridges



Ownership

(All Interstate lane miles owned by the corresponding State Highway Agency)

Non-Interstate NHS Ownership



NHS Bridge Ownership

